

MODEL:	31-AGM
VOLTAGE:	12
DIMENSIONS:	Inches (mm)
BATTERY:	VRLA AGM
COLOR:	Maroon (case/cover)
MATERIAL:	Polypropylene
WATERING SYSTEM:	N/A
DESIGN LIFE:	10 Years



PRODUCT SPECIFICATIONS

BCI GROUP SIZE	TYPE	CAPACITY ^A Minutes @25 Amps	CRANKING Performance		CAPACITY ^B Amp-Hours (AH)				ENERGY (kWh) 100-Hr Rate	TERMINAL Type ^G	DIMENSIONS ^C Inches (mm)			WEIGHT lbs. (kg)
			C.C.A. ^D @0°F	C.A. ^E @32°F	5-Hr Rate	10-Hr Rate	20-Hr Rate	100-Hr Rate			Length	Width	Height ^F	
12 VOLT DEEP CYCLE AGM BATTERY														
31	31-AGM	177	600	720	82	92	100	111	1.33	6	13.42 (341)	6.81 (173)	9.18 (233)	69 (31)

- A.** The number of minutes a battery can deliver when discharged at a constant rate at 80°F (27°C) and maintain a voltage above 1.75 V/cell. Capacities are based on peak performance.
- B.** The amount of amp-hours (AH) a battery can deliver when discharged at a constant rate at 80°F (27°C) for the 20-Hour rate and 86°F (30°C) for the 5-Hour rate and maintain a voltage above 1.75 V/cell. Capacities are based on peak performance.
- C.** Dimensions are based on nominal size. Dimensions may vary depending on type of handle or terminal. Batteries to be mounted with .5 inches (12.7 mm) spacing minimum.
- D.** C.C.A. (Cold Cranking Amps) - the discharge load in amperes which a new, fully charged battery can maintain for 30 seconds at 0°F at a voltage above 1.2 V/cell.

- E.** C.A. (Cranking Amps) - the discharge load in amperes which a new, fully charged battery can maintain for 30 seconds at 32°F at a voltage above 1.2 V/cell. This is sometimes referred to as marine cranking amps @ 32°F or M.C.A. @ 32°F.
- F.** Dimensions taken from bottom of the battery to the highest point on the battery. Heights may vary depending on type of terminal.
- G.** Terminal images are representative only. Trojan's battery testing procedures adhere to both BCI and IEC test standards.

CHARGING INSTRUCTIONS

CHARGER VOLTAGE SETTINGS (AT 77°F/25°C)

System Voltage	12V	24V	36V	48V
Daily Charge	14.1 – 14.7	28.2 – 29.4	42.3 – 44.1	56.4 – 58.8
Float	13.5	27	40.5	54

Do not install or charge batteries in a sealed or non-ventilated compartment. Constant under or overcharging will damage the battery and shorten its life as with any battery.

TERMINAL CONFIGURATIONS

6 DT Automotive Post & Stud Terminal



Terminal Height Inches (mm)
0.79 (20)

Torque Values in-lb (Nm)
Stud: 95 – 105 (11 – 12)
AP: 50 – 70 (6 – 8)

Bolt
5/16"

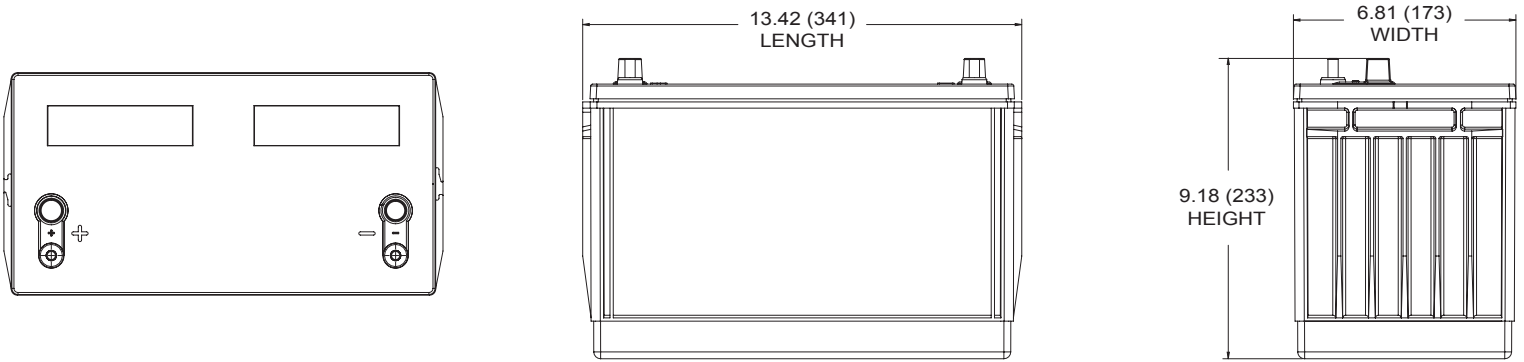
CHARGING TEMPERATURE COMPENSATION

ADD	SUBTRACT
0.005 volt per cell for every 1°C below 25°C 0.0028 volt per cell for every 1°F below 77°F	0.005 volt per cell for every 1°C above 25°C 0.0028 volt per cell for every 1°F above 77°F

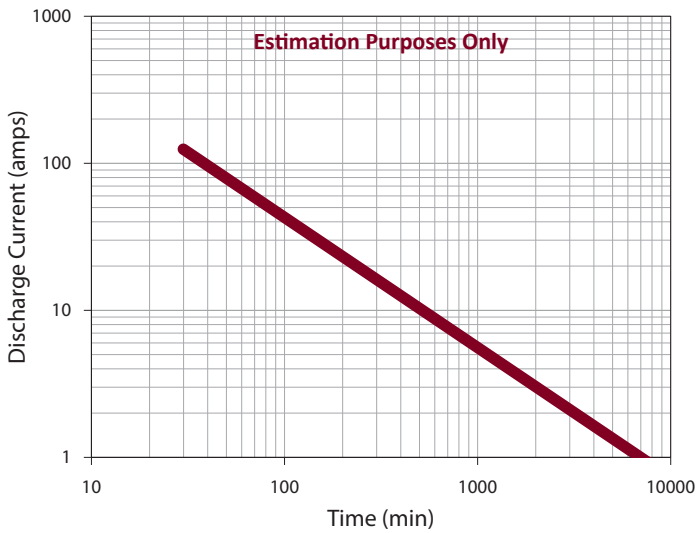
OPERATIONAL DATA

OPERATING TEMPERATURE	SELF DISCHARGE
-4°F to 131°F (-20°C to +55°C). At temperatures below 32°F (0°C) maintain a state of charge greater than 60%.	Less than 3% per month depending on storage temperature conditions.

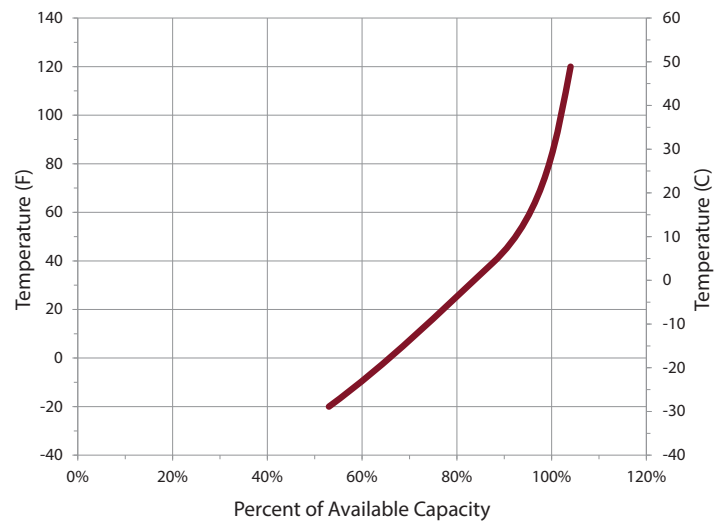
BATTERY DIMENSIONS (shown with DT)



31-AGM PERFORMANCE



PERCENT CAPACITY VS. TEMPERATURE



Trojan batteries are available worldwide through Trojan's Master Distributor Network. We offer outstanding technical support, provided by full-time application engineers.

For a Trojan Master Distributor near you, test call 800.423.6569 or + 1.562.236.3000 or visit www.trojanbattery.com

12380 Clark Street, Santa Fe Springs, CA 90670 • USA